


# STORMONT HOUSE SCHOOL MATTERS

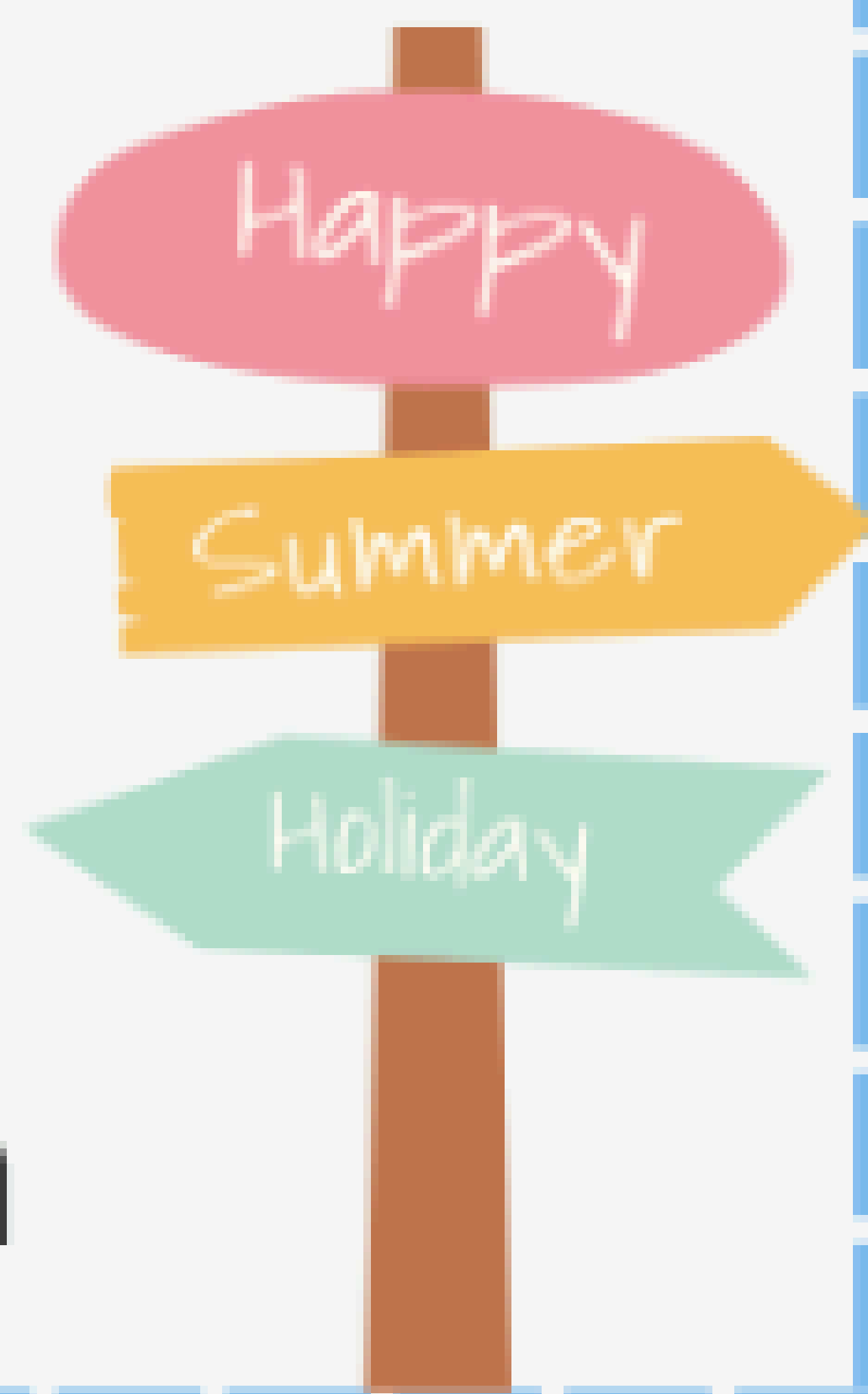
OUR VISION  
ACHIEVEMENT FOR ALL IN A UNIQUE WORLD-CLASS SCHOOL

WEEK ENDING 18/07/2025



*Reminder*  
*Last day of term*

**Tuesday**  
**22 July**  
**2025**  
**@ 1.15pm**



**THIS WEEKS**  
**GREEN FROG**  
TOMBOLA WINNERS  
**MARTIN**  
&  
**SUHEILA**  
**WELL DONE!!**

**LUNCH**

**AUTUMN TERM**  
**MENU 2025**

**We look forward to welcoming the students  
back in the Autumn term!**

Wednesday 3 September Years 7 & 11 students only return to school  
Thursday 4 September Years 7, 8, 9, 10 & 11 students return to school  
Friday 5 September Years 7 – 12 All pupils return to school

**Click here for the 2025-26 Term Dates**



## **Year 11 Exams & Assessments Results Day Thursday 21 August 2025**

### *Notification of Results*

*Thursday the 21<sup>st</sup> of August is National GCSE/IGCSE results day. Admin staff will be in School to issue your results for GCSE/IGCSE and or all other assessments (e.g. BTEC, functional skills level 1 & 2 and functional skills entry level assessments).*

*The school will be open between 11am and 12pm only for you to collect your results in person should you wish to.*


*Please do not come into school before this time as your result packs will not be ready for collection.*

*Please also note that we cannot issue your results to anyone other than yourself without your advance written permission.*



**[Click here for more information](#)**

Consultation & Engagement Hub



## Three-Year Education Strategic Plan 2025-2028



Clothing

**10% OFF**  
**SCHOOL UNIFORM\***

WITH CODE SUMMER25

**Myclothing.com**  
**SHS School Uniform**

## **ITEMS NOT ALLOWED IN SCHOOL**

A few students have brought in items from home which have been distracting for others.

**Please ensure, your child does not bring any toys or valuable possessions to school.**

The summer holidays are here! It's the perfect time to play, explore, and make special memories with your child. These fun and simple ideas are here to help you support your child's speech, language, and communication skills while enjoying time together. No pressure, no prep, just easy ways to build connection and confidence through everyday moments!

## Out and About

### Going Shopping

A trip to the supermarket can provide lots of things to talk and sign about!

Encourage your child to look at a few recipes, and make a shopping list before they go. This will promote organisational skills and independence.

### Making plans with friends

Prompt your child to think of an activity that they would like to do with a friend or family member.

Next, show them a calendar and identify a suitable date, time, and place. Discuss how to invite people (e.g. calling them). Be responsive to your child's emotions, whether it is excitement if they says 'yes', or disappointment if they say 'no.' Have a back-up plan ready! There is no need to introduce phone use before a child needs to keep in contact with you. If your child already has a device, use this as an opportunity to chat to your child about keeping safe online.

## Spending time at home

### Get Them Involved

Invite your child to help out with daily tasks like cooking, washing up, or sorting laundry. These one-on-one moments are a great chance to bond, encourage independence, and build conversations together.

### Goal Setting/ Reflection

Secondary school provides a whole new world of opportunities, and with that can come a rush of new ideas, thoughts and feelings. Here are two ways that you can prompt goal setting with your child:

- **Prompt self appreciation**

"What are three things that you couldn't do last year, but you can do now?"

"What are three new hobbies you would like to try next year?"

- **Create a vision board**

Let your creativity shine! Gather a poster board, magazines, scissors, glues and markers. You can also include printed photos. Ask your child what they love and what they would like to do more of next year.

### Scavenger Hunt at the Museum

Museums have lots to offer for people of all ages! It is a great place to take your child for a fun-filled day of learning. It can spark their curiosity, develop their awareness and sense of place in the world, build listening skills, and encourage questions. Try this scavenger hunt whilst you're there:

1. Ask a worker or volunteer what their favourite exhibit is.
2. Find a fact to WOW your friends.
3. Find the oldest thing in the museum. How old is it?
4. Find a topic you want to learn more about after your visit.



### Celebrity Heads at the Zoo

Use a sticky note/masking tape, and write the name of a zoo animal on the non-sticky side. Without showing them the tape, stick a label on each of the players. Players take turn asking yes/no questions, guessing which zoo animal they are. If the answer is 'yes', they get to ask another question. If the answer is 'no', it is the next player's turn. The first person to guess their zoo animal is the winner!